

Suicide in Idaho: Fact Sheet

September 2018

- In 2016, there were 44,965 deaths by suicide in the United States, an average of 1 person every 12 minutes.
- Idaho is consistently among the states with the highest suicide rates. In 2016, Idaho had the 8th highest suicide rate in the U.S. with a rate of 20.8, 50% higher than the national average.
- Suicide is the 2nd leading cause of death for Idahoans ages 15-34 and for males up to age 44.
- Between 2013-2017, 110 Idaho school children (ages 6-18 years old) died by suicide; 25 of those deaths were among children age 14 or younger.
- Between 2012-2016, an estimated 7,100 adults age 18 and up attempted suicide in Idaho; resulting in an attempt rate of 686 per 100,000.

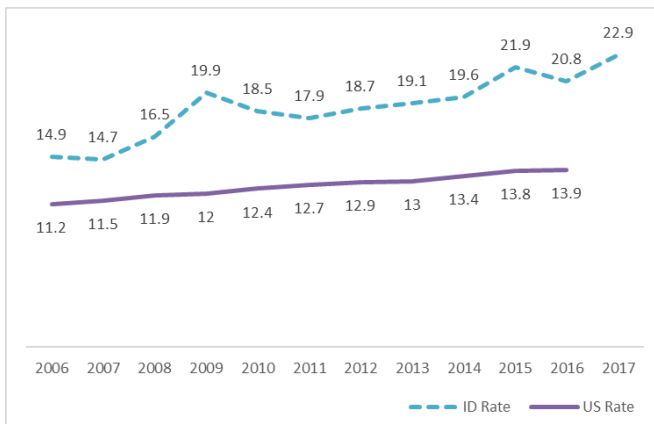
Idaho Resident Suicides By Public Health District

*Rate per 100,000 population

District	Anchor City	Suicides 2017	Rate (per 100,000)	Population 2017	Suicides 2013-2017	5-Year Average Rate
1	Coeur D'Alene	57	24.3+	234,845	251	22.2
2	Lewiston	24	22.1-	108,520	130	24.2
3	Nampa	76	26.8+	283,184	273	20.0
4	Boise	97	19.3-	501,649	460	19.2
5	Twin Falls	52	26.4+	196,712	215	22.3
6	Pocatello	41	23.8-	172,451	210	24.7
7	Idaho Falls	46	20.9+	219,577	195	18.3
Idaho Overall		393	22.9+	1,716,943	1,734	20.9

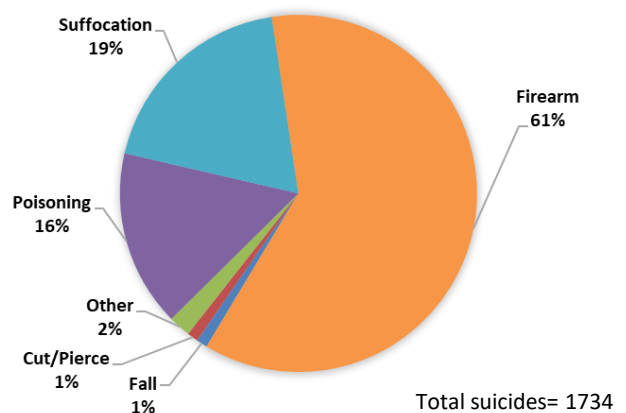
Increase from 2016, - Decrease from 2016

Idaho & US Rates by Year: 2007-2017



*Rate per 100,000 population

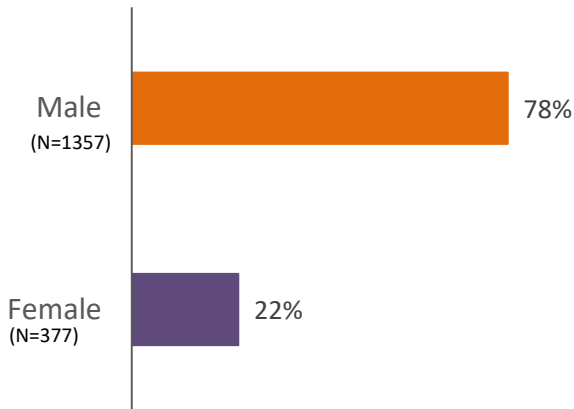
Idaho Method: 2013-2017 (All Ages)



Idaho Youth Risk Behavior Survey 2017 – Public and Charter High School Students

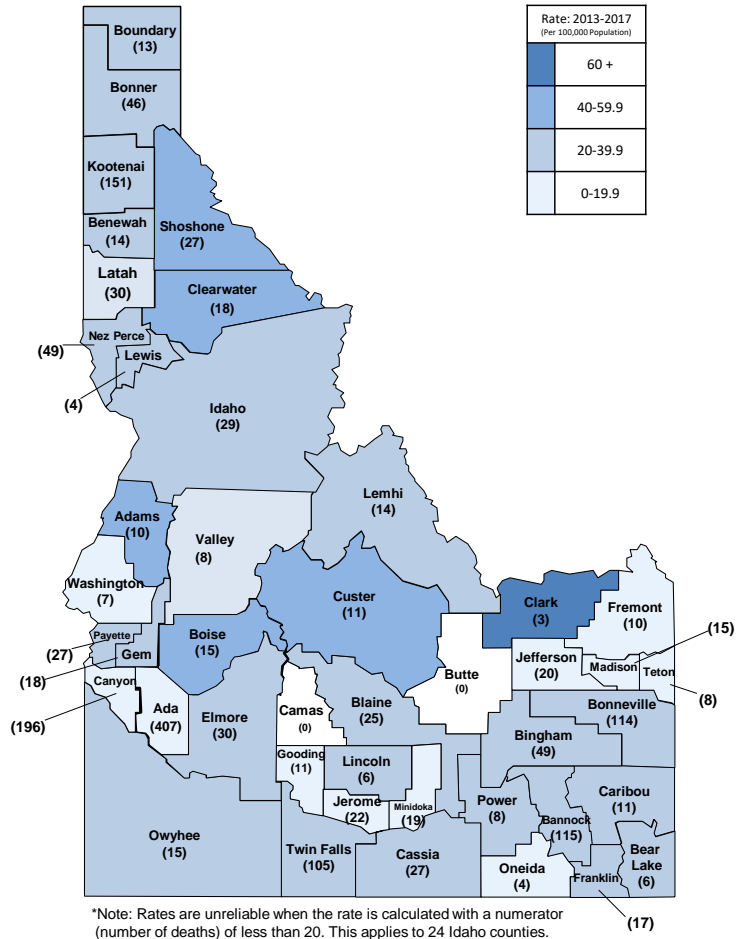
Grade	Sad or Hopeless (%)	Suicidal (%)	Plan (%)	Attempt (%)	Medical Care for Attempt (%)
9 th	34.8	22.7	20.1	12.8	3.2
10 th	36.7	23.9	19.4	10.3	3.7
11 th	34.0	20.9	19.1	8.8	3.3
12 th	34.6	19.5	14.8	5.6	2.5
Idaho Overall	35.0	21.7	18.4	9.7	3.2

Idaho Suicide Deaths by Gender: 2013-2017



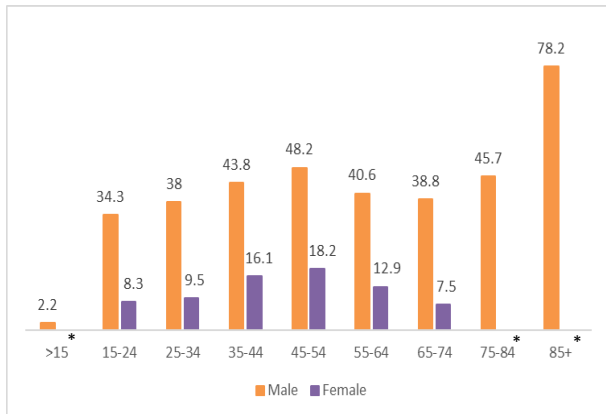
Idaho Suicide Rates by County: 2013-2017

*Rate per 100,000 population
 **Number of deaths is shown below county name.



Idaho Suicide Rates by Age and Gender: 2013-2017 Combined

(*Rate per 100,000 population)



*Note: Rates are unreliable when the rate is calculated with a numerator (number of deaths) of less than 20. Female rates not calculated for this reason.

*Note: Rates are unreliable when the rate is calculated with a numerator (number of deaths) of less than 20. This applies to 24 Idaho counties.



Suicide Prevention Program
 450 W. State Street, 4th Floor
 PO Box 83720
 Boise, Idaho 83720-0036
 (208) 334-4953

